



UNDERFLOOR HEATING DESIGN REQUEST

Date of Request: _____ Design Deadline*: _____

Project Title: _____ Project Size: _____ m²
Area to be heated ie. excluding garages, alfrescos etc.

Project Details

Name: _____

Address: _____

Installer Details

Name: _____ Auspex Certification/Training Number†: _____

Business Name: _____

Address: _____

Contact Phone: _____ Email: _____

†NOTE: A qualified installer MUST be used to install an Auspex Radiant underfloor heating system.

Submitter Details (if Installer is submitting request, write "as above")

Name: _____ Business Name: _____

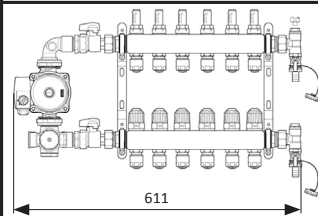
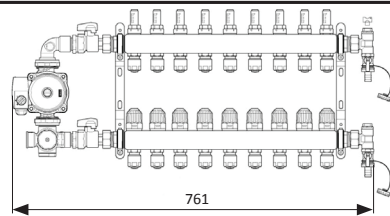
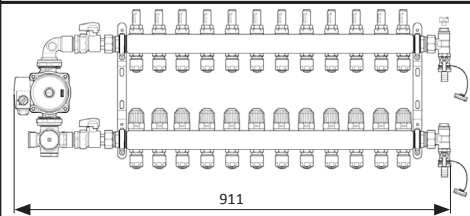
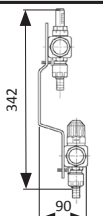
Address: _____

Contact Phone: _____ Email: _____

All design requests MUST be accompanied by detailed dimensioned plans in pdf or dwg format.

Manifold Location

Please indicated preferred locations for the manifold on the plans supplied. Where possible, please indicate more than one location as in some instances more than one manifold may be required. The illustrations below indicate the dimensional allowances that need to be made for the available manifold sizes.

6 CIRCUIT	9 CIRCUIT	12 CIRCUIT	ALL
			

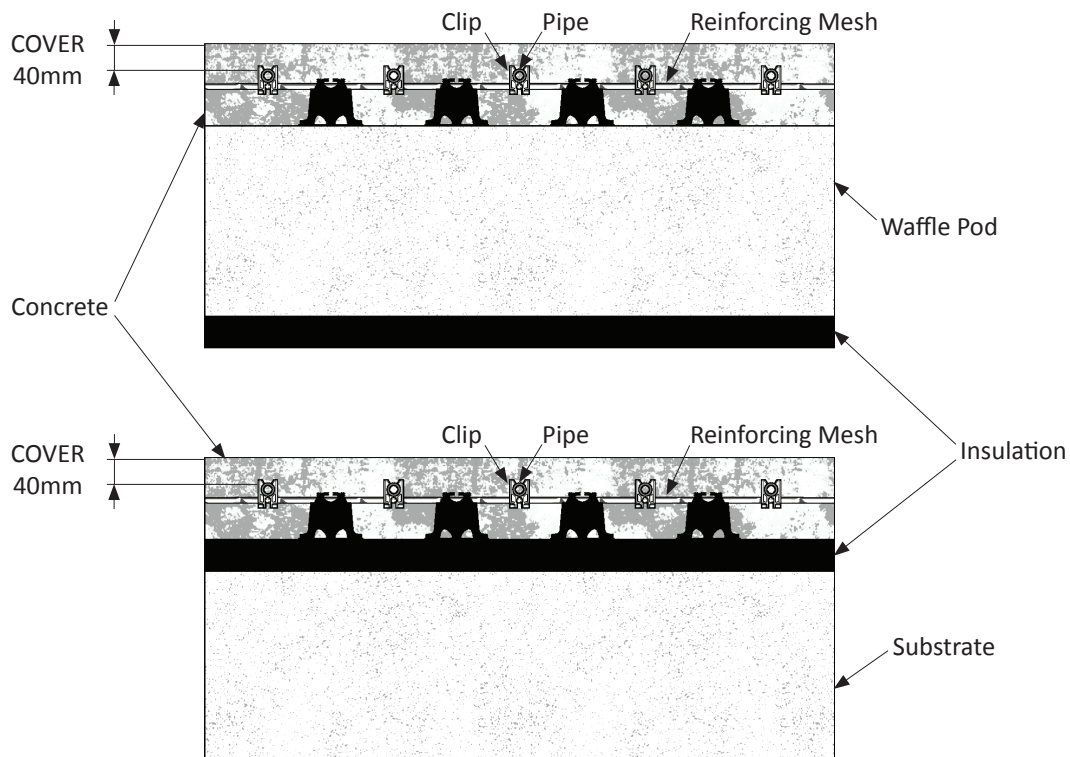
UNDERFLOOR HEATING DESIGN REQUEST

Floor Structure

☐ waffle pods ☐ sand ☐ other _____

Insulation thickness: _____ mm

NOTE: Uninsulated floors will increase energy consumption.



Mesh Size: ☐ SL72 (6.7mm) ☐ SL82 (7.6mm) ☐ SL92 (8.5mm)

NOTE: If SL102 mesh is specified for the build, use an extra layer of SL72 or SL82 mounted on top for laying the pipe.

Room Details

It is requested that the plans supplied include detailed information on:

- Floor coverings,
- Ceiling heights,
- Windows, and
- Glass external doors.

If for some reason this information is not supplied, or the drawings are of poor quality* such that the required information cannot be obtained from them, please complete the information on the following page with as much detail as possible.



UNDERFLOOR HEATING DESIGN REQUEST

Room	Floor Covering	Ceiling Height	Windows and Glass External Doors
Family Room	<input type="checkbox"/> tile <input type="checkbox"/> vinyl <input type="checkbox"/> timber, carpet ≤ 1cm thick <input type="checkbox"/> carpet > 1cm thick	_____mm	Number:___ Dimensions: ___mm x ___mm <input type="checkbox"/> single glazed <input type="checkbox"/> double glazed
Meals	<input type="checkbox"/> tile <input type="checkbox"/> vinyl <input type="checkbox"/> timber, carpet ≤ 1cm thick <input type="checkbox"/> carpet > 1cm thick	_____mm	Number:___ Dimensions: ___mm x ___mm <input type="checkbox"/> single glazed <input type="checkbox"/> double glazed
Lounge	<input type="checkbox"/> tile <input type="checkbox"/> vinyl <input type="checkbox"/> timber, carpet ≤ 1cm thick <input type="checkbox"/> carpet > 1cm thick	_____mm	Number:___ Dimensions: ___mm x ___mm <input type="checkbox"/> single glazed <input type="checkbox"/> double glazed
Dining	<input type="checkbox"/> tile <input type="checkbox"/> vinyl <input type="checkbox"/> timber, carpet ≤ 1cm thick <input type="checkbox"/> carpet > 1cm thick	_____mm	Number:___ Dimensions: ___mm x ___mm <input type="checkbox"/> single glazed <input type="checkbox"/> double glazed
Kitchen	<input type="checkbox"/> tile <input type="checkbox"/> vinyl <input type="checkbox"/> timber, carpet ≤ 1cm thick <input type="checkbox"/> carpet > 1cm thick	_____mm	Number:___ Dimensions: ___mm x ___mm <input type="checkbox"/> single glazed <input type="checkbox"/> double glazed
Bedroom 1	<input type="checkbox"/> tile <input type="checkbox"/> vinyl <input type="checkbox"/> timber, carpet ≤ 1cm thick <input type="checkbox"/> carpet > 1cm thick	_____mm	Number:___ Dimensions: ___mm x ___mm <input type="checkbox"/> single glazed <input type="checkbox"/> double glazed
Bedroom 2	<input type="checkbox"/> tile <input type="checkbox"/> vinyl <input type="checkbox"/> timber, carpet ≤ 1cm thick <input type="checkbox"/> carpet > 1cm thick	_____mm	Number:___ Dimensions: ___mm x ___mm <input type="checkbox"/> single glazed <input type="checkbox"/> double glazed
Bedroom 3	<input type="checkbox"/> tile <input type="checkbox"/> vinyl <input type="checkbox"/> timber, carpet ≤ 1cm thick <input type="checkbox"/> carpet > 1cm thick	_____mm	Number:___ Dimensions: ___mm x ___mm <input type="checkbox"/> single glazed <input type="checkbox"/> double glazed
Bedroom 4	<input type="checkbox"/> tile <input type="checkbox"/> vinyl <input type="checkbox"/> timber, carpet ≤ 1cm thick <input type="checkbox"/> carpet > 1cm thick	_____mm	Number:___ Dimensions: ___mm x ___mm <input type="checkbox"/> single glazed <input type="checkbox"/> double glazed
Bedroom 5	<input type="checkbox"/> tile <input type="checkbox"/> vinyl <input type="checkbox"/> timber, carpet ≤ 1cm thick <input type="checkbox"/> carpet > 1cm thick	_____mm	Number:___ Dimensions: ___mm x ___mm <input type="checkbox"/> single glazed <input type="checkbox"/> double glazed
Bathroom 1	<input type="checkbox"/> tile <input type="checkbox"/> vinyl <input type="checkbox"/> timber, carpet ≤ 1cm thick <input type="checkbox"/> carpet > 1cm thick	_____mm	Number:___ Dimensions: ___mm x ___mm <input type="checkbox"/> single glazed <input type="checkbox"/> double glazed
Bathroom 2	<input type="checkbox"/> tile <input type="checkbox"/> vinyl <input type="checkbox"/> timber, carpet ≤ 1cm thick <input type="checkbox"/> carpet > 1cm thick	_____mm	Number:___ Dimensions: ___mm x ___mm <input type="checkbox"/> single glazed <input type="checkbox"/> double glazed
Bathroom 3	<input type="checkbox"/> tile <input type="checkbox"/> vinyl <input type="checkbox"/> timber, carpet ≤ 1cm thick <input type="checkbox"/> carpet > 1cm thick	_____mm	Number:___ Dimensions: ___mm x ___mm <input type="checkbox"/> single glazed <input type="checkbox"/> double glazed
Bathroom 4	<input type="checkbox"/> tile <input type="checkbox"/> vinyl <input type="checkbox"/> timber, carpet ≤ 1cm thick <input type="checkbox"/> carpet > 1cm thick	_____mm	Number:___ Dimensions: ___mm x ___mm <input type="checkbox"/> single glazed <input type="checkbox"/> double glazed
Laundry/Utility	<input type="checkbox"/> tile <input type="checkbox"/> vinyl <input type="checkbox"/> timber, carpet ≤ 1cm thick <input type="checkbox"/> carpet > 1cm thick	_____mm	Number:___ Dimensions: ___mm x ___mm <input type="checkbox"/> single glazed <input type="checkbox"/> double glazed
Other _____	<input type="checkbox"/> tile <input type="checkbox"/> vinyl <input type="checkbox"/> timber, carpet ≤ 1cm thick <input type="checkbox"/> carpet > 1cm thick	_____mm	Number:___ Dimensions: ___mm x ___mm <input type="checkbox"/> single glazed <input type="checkbox"/> double glazed

Additional Details: _____



UNDERFLOOR HEATING DESIGN REQUEST

Bosch Heater

☐ heating only ☐ heating and sanitary hot water

Multi-zone Temperature Control*

The standard Auspex Radiant underfloor heating kit includes one thermostat for a single zone temperature control of the entire system. If the kit is being supplemented with additional Auspex Radiant thermostats, please complete the information below. It is recommended, for best management of the system, to minimise the number of zones by grouping similar rooms together e.g. children's bedrooms grouped in one zone.

Zone	Preferred Room Grouping
1	
2	
3	
4	
5	
6	
7	
8	
9	
10	

Design Temperature

☐ 20°C ☐ other _____°C

Additional Comments/Requests: _____

* The following services incur an additional fee:

- designs required within 7 working days
- designs where inadequate or poor quality drawings have been supplied
- designs including multi-zone temperature control

Auspex is the manufacturer of Under Floor Heating systems (UFH). The design layout for installation of the UFH is typical for the placement of pipe and should not be used to supercede any engineering requirements, floor plans, site plans, architectural drawings or legislative requirements associated with the site. Auspex does not perform engineering or architectural design, fabrication or installation and does not claim to have any expertise in this area. As a result, Auspex does not approve or disapprove any designs or drawing submittals or assume any liability for the design selected. Any and all liability for a design rests with the architect, the owner, or the user, based on whatever contractual arrangements have been made.

Internal use only

Reece Contact: _____ Branch Name/Phone Number: _____ Payment Received ☐ Initials _____
Request Received by: _____ Date: _____ Design Delivered by: _____ Date: _____